

WELCOME
TO FABENS ISD



FRONTLINE
GRADEBOOK TRAINING

ISMAEL SALAS

isalas@fabensisd.net

765-2620 ext. 1117



SCHOOL WEBPAGE

<http://www.fabensisd.net>

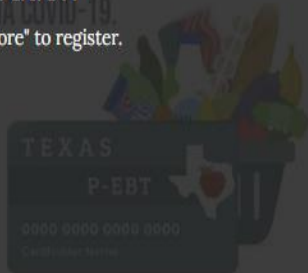


NIC BENEFIT TRANSFER
CA DE BENEFICIOS POR PANDEMIA

Pre-K Registration

Please click "Read More" to register.

READ MORE



REGISTER NOW FOR PRE-K & KINDER

Learn. Play. Grow. @ Fabens ISD

Fabens ISD is an open enrollment district.

Any student may register.

Our Pre-K students must be 4 years of age,
on or before, September 1, 2020.

Kindergarten students must be 5 years of age,
on or before, September 1, 2020.

Qualified children can register online at
<https://www.fabensisd.net/Domain/103>
or by visiting our Fabens Elementary
campus from 8 am to 4 pm for assistance.



2020-2021 SCHOOL
REOPENING



ONLINE STUDENT
REGISTRATION



FRONTLINE PARENT
SELF-SERVE



WILDCATS SPEAKUP



DISTRICT EMAIL AND
GOOGLE APPS



FRONTLINE STAFF
LOGIN



EMPLOYMENT




CORONAVIRUS (COVID-
19) INFORMATION SITE

LOG IN SCREEN

pointSignOnAction.do

PRODUCTION - Fabens ISD



frontline
education™

ERP & SIS

Sign in

Sign in

[Having trouble signing in?](#)

My Entry Points - x TEAMS sign in - x

teams.fabensisd.net/common/SignOnLoginAction.do

ERP & SIS Fabens Independent School District

Search

Ismael Salas

NAVIGATION

- Home
- Dashboards
- Favorites
- Recent Items
- Report Profiles
- Report Queue
- Open Alternate Window
- My Service Center
- Switch to Standard Mo...

PRODUCTION / Fabens ISD

My Entry Points

My Entry Points Information Center

Welcome, Ismael Salas

frontline education™

Service Center	Classroom Management	Employee Service Center
Discipline Incident Teacher	Take Classroom Attendance	Employee Service Center
Discipline Fast Form	Enter Classroom Grading	Employee Absence Dates
	Maintain Teacher Gradebook Category	

Last log in: 07/31/2020 at 11:29 AM by 1635269 | Support code: Home.jsp

frontline education™

© 2020 | All rights reserved

CLICK ON "CLASSROOM MANAGEMENT" FOR ATTENDANCE AND GRADING AND CLICK ON "EMPLOYEE SERVICE CENTER" FOR PERSONAL LEAVE AND CHECK STUBS



Zoom: 125%



Homepage

Welcome:



Welcome to the TEAMS Employee Home Page.

[Expand All](#) / [Collapse All](#)

[Time Stamp](#)

Classroom Management ▲

Take Classroom Attendance
Enter Classroom Grading
Maintain Teacher Gradebook Category

Employee Service Center ▼



TEAMS is a product of Prologic Technology Systems, Inc.

This application requires the Adobe Acrobat Reader. [Adobe Acrobat Reader](#)

ATTENDANCE

ERP & SIS Fabens Independent School District

PRODUCTION / Fabens ISD

Search

Ismael S

NAVIGATION

- Home
- Dashboards
- Favorites
- Recent Items
- Related
- Report Profiles
- Report Queue
- Open Alternate Window
- My Service Center
- Switch to Standard Mo...

Section Attendance Search Results

Attendance Date: 08-10-2020 Monday

Search View All

Section Periods

Campus	Posted	Period	Alias	Description	Course ID	Section ID	Term	Part	Day	Teacher Name	Parent/C
001	X	A4		Animation	8837	04	S1	1	A	Salas, Ismael Alejandro	
001	X	A6		DIMEDIA	8898	06	S1	1	A	Salas, Ismael Alejandro	
001	X	A8		ATHLETICS IG	ATHLG1	08	S1	1	A	Salas, Ismael Alejandro	
001	X	A8		ATHLETICS IIG	ATHLG2	08	S1	1	A	Salas, Ismael Alejandro	
001	X	A8		ATHLETICS IIIG	ATHLG3	08	S1	1	A	Salas, Ismael Alejandro	
001	X	A8		ATHLETICS IVG	ATHLG4	08	S1	1	A	Salas, Ismael Alejandro	

Select

Last log in: 07/31/2020 at 11:39 AM by 1635269 | Support code: SectionAttendanceSearchResults.jsp

frontline

SELECT CLASS AND HIT SELECT BUTTON

File Edit View Favorites Tools Help

Home Classroom Management Employee Service Center Help

Zoom: 125%

Animation - 8837 Section: 001 Term: S2 Day: T Period: 01 05-16-2013 (Thursday) Salas, Ismael Alejandro

Student Roster

View: Class Roster in List View Course/Section T/01 - 8837/001-Animation-S2

Scheduled Students

Student Name	P	A	T	Reason	Local ID	G	GL	SCH	Links
	<input type="radio"/>	<input type="radio"/>	<input type="radio"/>			F	11	001	P D S A G
	<input type="radio"/>	<input type="radio"/>	<input type="radio"/>			M	11	001	P D S A G
	<input type="radio"/>	<input type="radio"/>	<input type="radio"/>			M	12	001	P D S A G
	<input type="radio"/>	<input type="radio"/>	<input type="radio"/>			M	12	001	P D S A G
	<input type="radio"/>	<input type="radio"/>	<input type="radio"/>			M	12	001	P D S A G
	<input type="radio"/>	<input type="radio"/>	<input type="radio"/>			M	12	001	P D S A G
	<input type="radio"/>	<input type="radio"/>	<input type="radio"/>	TDY		F	11	001	P D S A G
	<input type="radio"/>	<input type="radio"/>	<input type="radio"/>			M	11	001	P D S A G
	<input type="radio"/>	<input type="radio"/>	<input type="radio"/>			F	11	001	P D S A G
	<input type="radio"/>	<input type="radio"/>	<input type="radio"/>			M	12	001	P D S A G
	<input type="radio"/>	<input type="radio"/>	<input type="radio"/>	✓ U		M	12	001	P D S A G
	<input type="radio"/>	<input type="radio"/>	<input type="radio"/>			F	11	001	P D S A G
	<input type="radio"/>	<input type="radio"/>	<input type="radio"/>			M	11	001	P D S A G
	<input type="radio"/>	<input type="radio"/>	<input type="radio"/>			M	12	001	P D S A G
	<input type="radio"/>	<input type="radio"/>	<input type="radio"/>			M	10	001	P D S A G
	<input type="radio"/>	<input type="radio"/>	<input type="radio"/>			M	11	001	P D S A G
	<input type="radio"/>	<input type="radio"/>	<input type="radio"/>	TDY		M	12	001	P D S A G
	<input type="radio"/>	<input type="radio"/>	<input type="radio"/>			F	11	001	P D S A G

record count: 18 of 18

Post **Cancel** **Print** **Quick Print**

Dropped Students

Sort | Clear Sorted by: (default)

Student Name	Drop Date	Local ID	G	GL	SCH	Links
--------------	-----------	----------	---	----	-----	-------

record count: 0 of 0

SELECT THE "A" OR "T" RADIO BUTTON FOR ABSENT OR TARDY AND THEN HIT POST

Classroom Attendance

Attendance Date: * 05-21-2013 Tuesday

Search

View All

Section Periods

Sort | Clear Sorted by: (default)

Campus	Posted	Period	Description	Course ID	Section ID	Term	Part	Day	Teacher Name	Parent/Child
001	✓	01	Animation	8837	001	S2	2	T	Salas, Ismael Alejandro	
001	✓	02	DigtlInterMedia	8898	002	S2	2	T	Salas, Ismael Alejandro	
001	✓	03	DigtlInterMedia	8898	003	S2	2	T	Salas, Ismael Alejandro	
001	✓	04	DigtlInterMedia	8898	004	S2	2	T	Salas, Ismael Alejandro	
001	✓	05	Animation	8837	005	S2	2	T	Salas, Ismael Alejandro	
001	✓	06	P.I.T.	8836	016	S2	2	T	Salas, Ismael Alejandro	
001	✗	07	DigtlInterMedia	8898	007	S2	2	T	Salas, Ismael Alejandro	





record count: 7 of 7

Select

WHEN ATTENDANCE HAS BEEN POSTED, IT WILL INDICATE ON THE POSTED COLUMN WITH A CHECK MARK. OTHERWISE, IT WILL HAVE AN "X"

GRADEBOOK


[Home](#) [Classroom Management](#) [Employee Service Center](#) [Help](#)



Zoom: 125%

Homepage

Welcome:



Welcome to the TEAMS Employee Home Page.


[Expand All](#) / [Collapse All](#)

[Time Stamp](#)

Classroom Management

- Take Classroom Attendance
- Enter Classroom Grading
- Maintain Teacher Gradebook Categories

Employee Service Center



TEAMS is a product of Prologic Technology Systems, Inc.

This application requires the Adobe Acrobat Reader. [Adobe Acrobat Reader](#)

https://teams.fabensisd.net/grading/EntryPointSectionGradingSearchResultsAction.di Section Grading Search Res...

File Edit View Favorites Tools Help

Home Classroom Management Employee Service Center Help

Sign Out

Zoom: 125%

Course Section List

Filter By: S2

Course Sections

Sort | Clear Sorted by: (default)

Campus	Cal	Finalize	Description	Course	Section	Term	Period	Day	Parent/Child
001			Animation	8837	001	S1 , S2	01	T	
001			DigtlInterMedia	8898	002	S1 , S2	02	T	
001			DigtlInterMedia	8898	003	S1 , S2	03	T	
001			DigtlInterMedia	8898	004	S1 , S2	04	T	
001			Animation	8837	005	S1 , S2	05	T	
001			P.I.T.	8836	016	S1 , S2	06	T	
001			DigtlInterMedia	8898	007	S1 , S2	07	T	

record count: 7 of 7

Select

Select Class and Hit the "SELECT" Button

8837/001 - Animation - S1 , S2 - T/01

Salas, Ismael Alejandro

SW1	SW2	SW3	SW4	SW5	SW6	Report Card	Progress	Credit
-----	-----	-----	-----	-----	-----	-------------	----------	--------

#	Local ID	Student Name	GL	SCH						Avg	i n s t r u c - t o r	i n s t r u c - t o r	i n s t r u c - t o r	m a i n t a i n s	o v e r a l l	s e m t i m e	s e m s o f t w r	s e m t h e m e	s e m s m o o t h
ASSIGNMENT NAME											100x1	100x1	100x1	100x1	100x1	100x1	100x1	100x1	100x1
Categories											Daily	Daily	Daily	Daily	Test	Daily	Daily	Daily	Daily
Due date											May 01	May 02	May 03	May 06	May 07	May 17	May 20	May 21	May 22
All											90.5	62.5	91.6	88.3	87.7	80.8	93.6	93.8	92.2
Class Average																			
Scheduled Students With Ownership																			
1			11	001	D	S	G	P		93	100	95	100	100	100	60	95	100	95
2			11	001	D	S	G	P	L	97	100	95	100	95	95	100	95	100	100
3			12	001	D	S	G	P		84	100	95	100	95	95	50	95	95	95
4			12	001	D	S	G	P		95	100	100	100	100	100	100	95	95	95
5			12	001	D	S	G	P		77	70	0	70	70	70	95	95	100	90
6			12	001	D	S	G	P	L	82	70	0	70	70	70	100	95	100	100
7			11	001	D	S	G	P		83	100	0	100	80	80	100	100	95	90
8			11	001	D	S	G	P		92	95	90	100	90	95	70	90	100	95
9			11	001	D	S	G	P		86	95	95	95	95	95	80	80	80	80
10			12	001	D	S	G	P		97	100	100	100	100	100	70	100	100	100
11			12	001	D	S	G	P		71	90	0	50	80	70	70	100	95	80
12			11	001	D	S	G	P		99	100	100	100	100	100	100	100	95	100
13			11	001	D	S	G	P		86	75	0	95	80	75	100	100	100	95
14			12	001	D	S	G	P		96	100	100	100	100	100	80	90	95	95
15			10	001	D	S	G	P	L	77	95	95	100	95	95	50	70	70	70
16			11	001	D	S	G	P		91	90	80	95	90	90	70	100	100	95

						May 01	May 02	May 03	May 06	May 07	May 17	May 20	May 21	May 22	May
4		12 001	D S G P		95	100	100	100	100	100	100	95	95	95	
5		12 001	D S G P		77	70	0	70	70	70	95	95	100	90	
6		12 001	D S G P L		82	70	0	70	70	70	100	95	100	100	
7		11 001	D S G P		83	100	0	100	80	80	100	100	95	90	
8		11 001	D S G P		92	95	90	100	90	95	70	90	100	95	
9		11 001	D S G P		86	95	95	95	95	95	80	80	80	80	
10		12 001	D S G P		97	100	100	100	100	100	70	100	100	100	
11		12 001	D S G P		71	90	0	50	80	70	70	100	95	80	
12		11 001	D S G P		99	100	100	100	100	100	100	100	95	100	
13		11 001	D S G P		86	75	0	95	80	75	100	100	100	95	
14		12 001	D S G P		96	100	100	100	100	100	80	90	95	95	
15		10 001	D S G P L		77	95	95	100	95	95	50	70	70	70	
16		11 001	D S G P		91	90	80	95	90	90	70	100	100	95	
17		12 001	D S G P		82	70	80	80	70	70	100	90	70	90	
18		11 001	D S G P		82	80	0	95	80	80	60	95	100	95	
Dropped Students With Ownership															
None															
Scheduled Students Without Ownership															
None															
Dropped Students Without Ownership															
None															

TO CREATE AN ASSIGNMENT, CLICK
ON THE ASSIGNMENTS BUTTON

Home
Classroom Management
Employee Service Center
Help

Zoom: 125%

Gradebook Course/Section
Teacher Gradebook Assignment
Copy Assignment
Class Notes
Copy Categories

Gradebook Course/Section Category Assignment

Fiscal Year: 2013
Course/Section: * 8837/001 - Animation - S1 , S2 - T/01
Grade Type: * 6th 6wks
Gradebook Grading Cycle Date: From 04-22-2013 To 06-07-2013
Data Entry Date Range: From 05-24-2013 12:00 PM To 06-08-2013 12:00 PM

Category *	Assignment Name *	Assign Date *	Due Date *	Alpha Grades Only *	Scale Value *	Maximum Value *	#Count	Consider for High/Low Grade Drop? *	Assignment for Extra Credit Only? *	GB Grading Cycle	Attachment	Note
Test 20	sem overall	05-29-2013	05-29-2013	N	100	100	1	N	N	6		
Daily 80	sem images	05-29-2013	05-29-2013	N	100	100	1	N	N	6		
Daily 80	sem attention	05-29-2013	05-28-2013	N	100	100	1	N	N	6		
Daily 80	semaudio	05-29-2013	05-23-2013	N	100	100	1	N	N	6		
Daily 80	sem smooth	05-29-2013	05-22-2013	N	100	100	1	N	N	6		
Daily 80	sem theme	05-29-2013	05-21-2013	N	100	100	1	N	N	6		
Daily 80	sem softwr	05-29-2013	05-20-2013	N	100	100	1	N	N	6		
Daily 80	sem time	05-29-2013	05-17-2013	N	100	100	1	N	N	6		
Test 20	overall	05-09-2013	05-07-2013	N	100	100	1	N	N	6		
Daily 80	maintains attent	05-09-2013	05-06-2013	N	100	100	1	N	N	6		
Daily 80	instruc-effects	05-09-2013	05-03-2013	N	100	100	1	N	N	6		

Add
Delete
Attachments
Notes

ASSIGNMENTS WILL BE SORTED BY
THE DUE DATE ON THE GRADEBOOK

Gradebook Course/Section

Teacher Gradebook Assignment

Copy Assignment



Class Notes



Copy Categories

Gradebook Course/Section Category Assignment

Fiscal Year:2013

Course/Section:

* 8837/001 - Animation - S1 , S2 - T/01

Grade Type:

* 6th 6wks

Gradebook Grading Cycle Date

From 04-22-2013

To 06-07-2013

Data Entry Date Range

From 05-24-2013 12:00 PM

To 06-08-2013 12:00 PM

Category *	Assignment Name *	Assign Date *	Due Date *	Alpha Grades Only *	Scale Value *	Maximum Value *	#Count	Consider for High/Low Grade Drop? *	Assignment for Extra Credit Only? *	GB Grading Cycle	Attachment
		06-07-2013	06-07-2013	N					N	6	
Daily 80	sem overall	05-29-2013	05-29-2013	N	100	100	1	N	N	6	
Daily Work	sem images	05-29-2013	05-29-2013	N	100	100	1	N	N	6	
Six Weeks Test	sem attention	05-29-2013	05-28-2013	N	100	100	1	N	N	6	
Test	semaudio	05-29-2013	05-23-2013	N	100	100	1	N	N	6	
Test 20	sem smooth	05-29-2013	05-22-2013	N	100	100	1	N	N	6	
Daily 80	sem theme	05-29-2013	05-21-2013	N	100	100	1	N	N	6	
Daily 80	sem softwr	05-29-2013	05-20-2013	N	100	100	1	N	N	6	
Daily 80	sem time	05-29-2013	05-17-2013	N	100	100	1	N	N	6	
Test 20	overall	05-09-2013	05-07-2013	N	100	100	1	N	N	6	
Daily 80	maintains attent	05-09-2013	05-06-2013	N	100	100	1	N	N	6	

Add

Delete

Attachments

Notes

Click on Add button and select category by clicking on empty cell. Select category for that assignment.



Data Entry Date Range

From 05-24-2013 12:00 PM To 06-06-2013 12:00 PM

Category *	Assignment Name *	Assign Date *	Due Date *	Alpha Grades Only *	Scale Value *	Maximum Value *	#Count	Consider for High/Low Grade Drop? *	Assignment for Extra Credit Only? *	GB Grading Cycle	Attach ment	Note	Copy
		06-07-2013	06-07-2013	N					N	6			Copy
Test 20	sem overall	05-29-2013	 [OPEN]		100	100	1	N	N	6			Copy
Daily 80	sem images	05-29-2013			100	100	1	N	N	6			Copy
Daily 80	sem attention	05-29-2013			100	100	1	N	N	6			Copy
Daily 80	semaudio	05-29-2013			100	100	1	N	N	6			Copy
Daily 80	sem smooth	05-29-2013			100	100	1	N	N	6			Copy
Daily 80	sem theme	05-29-2013			100	100	1	N	N	6			Copy
Daily 80	sem softwr	05-29-2013			100	100	1	N	N	6			Copy
Daily 80	sem time	05-29-2013			100	100	1	N	N	6			Copy
Test 20	overall	05-09-2013			100	100	1	N	N	6			Copy

[Add](#) [Delete](#) [Attachments](#) [Notes](#)

ENTER DATE BY CLICKING ON CELL UNTIL CALENDAR SHOWS UP
AND SELECT DATE . ENTER ASSIGNMENT NAME.

NEW COPY FUNCTION



Zoom: 125%

Gradebook Course/Section Teacher Gradebook Assignment Copy Assignment Class Notes Copy Categories

Gradebook Course/Section Category Assignment

Fiscal Year: 2013 Course/Section: * 8837/001 - Animation - S1 , S2 - T/01

Grade Type: * 6th 6wks

Gradebook Grading Cycle Date

From 04-22-2013


To 06-07-2013

Data Entry Date Range

From 05-24-2013 12:00 PM

To 06-08-2013 12:00 PM

Category *	Assignment Name *	Assign Date *	Due Date *	Alpha Grades Only *	Scale Value *	Maximum Value *	#Count	Consider for High/Low Grade Drop? *	Assignment for Extra Credit Only? *	GB Grading Cycle	Attachment	Note	Copy
st 20	sem overall	05-29-2013	05-29-2013	N	100	100	1	N	N	6			Copy
ly 80	sem images	05-29-2013	05-29-2013	N	100	100	1	N	N	6			Copy
ly 80	sem attention	05-29-2013	05-28-2013	N	100	100	1	N	N	6			Copy
ly 80	semaudio	05-29-2013	05-23-2013	N	100	100	1	N	N	6			Copy
ly 80	sem smooth	05-29-2013	05-22-2013	N	100	100	1	N	N	6			Copy
ly 80	sem theme	05-29-2013	05-21-2013	N	100	100	1	N	N	6			Copy
ly 80	sem softwr	05-29-2013	05-20-2013	N	100	100	1	N	N	6			Copy
ly 80	sem time	05-29-2013	05-17-2013	N	100	100	1	N	N	6			Copy
st 20	overall	05-09-2013	05-07-2013	N	100	100	1	N	N	6			Copy
ly 80	maintains attent	05-09-2013	05-06-2013	N	100	100	1	N	N	6			Copy
ly 80	instruc-effects	05-09-2013	05-03-2013	N	100	100	1	N	N	6			Copy



Add Delete Attachments Notes

Grade Type:



6th 6wks

Gradebook Grading Cycle Date

From 04-22-2013

To 06-07-2013

Data Entry Date Range

From 05-24-2013 12:00 PM

To 06-08-2013 12:00 PM

Category *	Assignment	Copy?	Course	Section	Section Alias	Short Course Description	Campus	Cal ID	Term-Day/Pr	Attachment	Note	Copy
st 20	sem ovrall											Copy
ly 80	sem imag											Copy
ly 80	sem atten	<input checked="" type="checkbox"/>	8898	004		DigtlInterMedia	001	1	S1 , S2 - T/0			Copy
ly 80	semaudio	<input checked="" type="checkbox"/>	8837	005		Animation	001	1	S1 , S2 - T/0			Copy
ly 80	sem smor	<input checked="" type="checkbox"/>	8898	007		DigtlInterMedia	001	1	S1 , S2 - T/0			Copy
ly 80	sem them	<input type="checkbox"/>	8836	016		P.I.T.	001	1	S1 , S2 - T/0			Copy
ly 80	sem softw	<input type="checkbox"/>	8898	002		DigtlInterMedia	001	1	S1 , S2 - T/0			Copy
ly 80	sem time	<input type="checkbox"/>	8898	003		DigtlInterMedia	001	1	S1 , S2 - T/0			Copy
st 20	overall											Copy
ly 80	maintains											Copy
ly 80	instruc-effects		05-09-2013	05-03-2013	N	100	100	1	N	N	6	Copy

Copy Assignment ✕

Assignment: semaudio

☐ Copy? ☐ Course ☐ Section ☐ Section Alias ☐ Short Course Description ☐ Campus ☐ Cal ID ☐ Term-Day/Pr

☐ Copy ☐ Cancel

Add **Delete** **Attachments** **Notes**

Grade Copy

Home
Classroom Management
Employee Service Center
Help

Sign Out

Zoom: 125%

8837/001 - Animation - S1, S2 - T/01

Salas, Ismael Alejandro

SW1
SW2
SW3
SW4
SW5
SW6
Report Card
Progress
Credit

#	Local ID	Student Name	GL	SCH						Avg	i n s t r u c - t e a	i n s t r - r e c o	i n s t r u c - e f	m a i n t a i n s	o v e r a l l	s e m t i m e	s e m s o f t w r	s e m t h e m e	s e m s m o o t h	
											100x1	100x1	100x1	100x1	100x1	100x1	100x1	100x1	100x1	
											Daily	Daily	Daily	Daily	Test	Daily	Daily	Daily	Daily	
											May 01	May 02	May 03	May 06	May 07	May 17	May 20	May 21	May 22	
All																				
Class Average											90.5	62.5	91.6	88.3	87.7	80.8	93.6	93.8	92.2	
With Ownership																				
1			11	001	D	S	G	P		93	100	95	100	100	100	60	95	100	95	
2			11	001	D	S	G	P	L	97	100	95	100	95	95	100	95	100	100	
3			12	001	D	S	G	P		84	100	95	100	95	95	50	95	95	95	
4			12	001	D	S	G	P		95	100	100	100	100	100	100	95	95	95	
5			12	001	D	S	G	P		77	70	0	70	70	70	95	95	100	90	
6			12	001	D	S	G	P	L	82	70	0	70	70	70	100	95	100	100	
7			11	001	D	S	G	P		83	100	0	100	80	80	100	100	95	90	
8			11	001	D	S	G	P		92	95	90	100	90	95	70	90	100	95	
9			11	001	D	S	G	P		86	95	95	95	95	95	80	80	80	80	
10			12	001	D	S	G	P		97	100	100	100	100	100	70	100	100	100	
11			12	001	D	S	G	P		71	90	0	50	80	70	70	100	95	80	
12			11	001	D	S	G	P		99	100	100	100	100	100	100	100	95	100	
13			11	001	D	S	G	P		86	75	0	95	80	75	100	100	100	95	
14			12	001	D	S	G	P		96	100	100	100	100	100	80	90	95	95	
15			10	001	D	S	G	P	L	77	95	95	100	95	95	50	70	70	70	
16			11	001	D	S	G	P		91	90	80	95	90	90	70	100	100	95	

ENTER GRADE IN THIS BOX AND HIT ENTER

Posting and Finalizing

						May 01	May 02	May 03	May 06	May 07	May 17	May 20	May 21	May 22	May
4		12 001	D S G P		95	100	100	100	100	100	100	95	95	95	
5		12 001	D S G P		77	70	0	70	70	70	95	95	100	90	
6		12 001	D S G P L		82	70	0	70	70	70	100	95	100	100	
7		11 001	D S G P		83	100	0	100	80	80	100	100	95	90	
8		11 001	D S G P		92	95	90	100	90	95	70	90	100	95	
9		11 001	D S G P		86	95	95	95	95	95	80	80	80	80	
10		12 001	D S G P		97	100	100	100	100	100	70	100	100	100	
11		12 001	D S G P		71	90	0	50	80	70	70	100	95	80	
12		11 001	D S G P		99	100	100	100	100	100	100	100	95	100	
13		11 001	D S G P		86	75	0	95	80	75	100	100	100	95	
14		12 001	D S G P		96	100	100	100	100	100	80	90	95	95	
15		10 001	D S G P L		77	95	95	100	95	95	50	70	70	70	
16		11 001	D S G P		91	90	80	95	90	90	70	100	100	95	
17		12 001	D S G P		82	70	80	80	70	70	100	90	70	90	
18		11 001	D S G P		82	80	0	95	80	80	60	95	100	95	
Dropped Students With Ownership															
None															
Scheduled Students Without Ownership															
None															
Dropped Students Without Ownership															
None															

[Save](#) [Restore](#) [Return to Search Results](#) [Assignments](#) [Notes](#) [Reports](#) [Attendance](#)

Every 3 weeks and every 6 weeks look for a post to report card or post to progress report button

the 1990s, the number of people in the United States who are 65 years of age or older has increased by 50 percent. The number of people 75 years of age or older has increased by 100 percent. The number of people 85 years of age or older has increased by 200 percent. The number of people 95 years of age or older has increased by 400 percent. The number of people 100 years of age or older has increased by 1,000 percent. The number of people 105 years of age or older has increased by 2,000 percent. The number of people 110 years of age or older has increased by 4,000 percent. The number of people 115 years of age or older has increased by 8,000 percent. The number of people 120 years of age or older has increased by 16,000 percent. The number of people 125 years of age or older has increased by 32,000 percent. The number of people 130 years of age or older has increased by 64,000 percent. The number of people 135 years of age or older has increased by 128,000 percent. The number of people 140 years of age or older has increased by 256,000 percent. The number of people 145 years of age or older has increased by 512,000 percent. The number of people 150 years of age or older has increased by 1,024,000 percent. The number of people 155 years of age or older has increased by 2,048,000 percent. The number of people 160 years of age or older has increased by 4,096,000 percent. The number of people 165 years of age or older has increased by 8,192,000 percent. The number of people 170 years of age or older has increased by 16,384,000 percent. The number of people 175 years of age or older has increased by 32,768,000 percent. The number of people 180 years of age or older has increased by 65,536,000 percent. The number of people 185 years of age or older has increased by 131,072,000 percent. The number of people 190 years of age or older has increased by 262,144,000 percent. The number of people 195 years of age or older has increased by 524,288,000 percent. The number of people 200 years of age or older has increased by 1,048,576,000 percent. The number of people 205 years of age or older has increased by 2,097,152,000 percent. The number of people 210 years of age or older has increased by 4,194,304,000 percent. The number of people 215 years of age or older has increased by 8,388,608,000 percent. The number of people 220 years of age or older has increased by 16,777,216,000 percent. The number of people 225 years of age or older has increased by 33,554,432,000 percent. The number of people 230 years of age or older has increased by 67,108,864,000 percent. The number of people 235 years of age or older has increased by 134,217,728,000 percent. The number of people 240 years of age or older has increased by 268,435,456,000 percent. The number of people 245 years of age or older has increased by 536,870,912,000 percent. The number of people 250 years of age or older has increased by 1,073,741,824,000 percent. The number of people 255 years of age or older has increased by 2,147,483,648,000 percent. The number of people 260 years of age or older has increased by 4,294,967,296,000 percent. The number of people 265 years of age or older has increased by 8,589,934,592,000 percent. The number of people 270 years of age or older has increased by 17,179,869,184,000 percent. The number of people 275 years of age or older has increased by 34,359,738,368,000 percent. The number of people 280 years of age or older has increased by 68,719,476,736,000 percent. The number of people 285 years of age or older has increased by 137,438,953,472,000 percent. The number of people 290 years of age or older has increased by 274,877,906,944,000 percent. The number of people 295 years of age or older has increased by 549,755,813,888,000 percent. The number of people 300 years of age or older has increased by 1,099,511,627,776,000 percent. The number of people 305 years of age or older has increased by 2,199,023,255,552,000 percent. The number of people 310 years of age or older has increased by 4,398,046,511,104,000 percent. The number of people 315 years of age or older has increased by 8,796,093,022,208,000 percent. The number of people 320 years of age or older has increased by 17,592,186,044,416,000 percent. The number of people 325 years of age or older has increased by 35,184,372,088,832,000 percent. The number of people 330 years of age or older has increased by 70,368,744,177,664,000 percent. The number of people 335 years of age or older has increased by 140,737,488,355,328,000 percent. The number of people 340 years of age or older has increased by 281,474,976,710,656,000 percent. The number of people 345 years of age or older has increased by 562,949,953,421,312,000 percent. The number of people 350 years of age or older has increased by 1,125,899,906,842,624,000 percent. The number of people 355 years of age or older has increased by 2,251,799,813,685,248,000 percent. The number of people 360 years of age or older has increased by 4,503,599,627,370,496,000 percent. The number of people 365 years of age or older has increased by 9,007,199,254,740,992,000 percent. The number of people 370 years of age or older has increased by 18,014,398,509,481,984,000 percent. The number of people 375 years of age or older has increased by 36,028,797,018,963,968,000 percent. The number of people 380 years of age or older has increased by 72,057,594,037,927,936,000 percent. The number of people 385 years of age or older has increased by 144,115,188,075,855,872,000 percent. The number of people 390 years of age or older has increased by 288,230,376,151,711,744,000 percent. The number of people 395 years of age or older has increased by 576,460,752,303,423,488,000 percent. The number of people 400 years of age or older has increased by 1,152,921,504,606,846,976,000 percent. The number of people 405 years of age or older has increased by 2,305,843,009,213,693,952,000 percent. The number of people 410 years of age or older has increased by 4,611,686,018,427,387,904,000 percent. The number of people 415 years of age or older has increased by 9,223,372,036,854,775,808,000 percent. The number of people 420 years of age or older has increased by 18,446,744,073,709,551,616,000 percent. The number of people 425 years of age or older has increased by 36,893,488,147,419,103,232,000 percent. The number of people 430 years of age or older has increased by 73,786,976,294,838,206,464,000 percent. The number of people 435 years of age or older has increased by 147,573,952,589,676,412,928,000 percent. The number of people 440 years of age or older has increased by 295,147,905,179,352,825,856,000 percent. The number of people 445 years of age or older has increased by 590,295,810,358,705,651,712,000 percent. The number of people 450 years of age or older has increased by 1,180,591,620,717,411,303,424,000 percent. The number of people 455 years of age or older has increased by 2,361,183,241,434,822,606,848,000 percent. The number of people 460 years of age or older has increased by 4,722,366,482,869,645,213,696,000 percent. The number of people 465 years of age or older has increased by 9,444,732,965,739,290,427,392,000 percent. The number of people 470 years of age or older has increased by 18,889,465,931,478,580,854,784,000 percent. The number of people 475 years of age or older has increased by 37,778,931,862,957,161,709,568,000 percent. The number of people 480 years of age or older has increased by 75,557,863,725,914,323,419,136,000 percent. The number of people 485 years of age or older has increased by 151,115,727,451,828,646,838,272,000 percent. The number of people 490 years of age or older has increased by 302,231,454,903,657,293,676,544,000 percent. The number of people 495 years of age or older has increased by 604,462,909,807,314,587,353,088,000 percent. The number of people 500 years of age or older has increased by 1,208,925,819,614,629,174,706,176,000 percent. The number of people 505 years of age or older has increased by 2,417,851,639,229,258,349,412,352,000 percent. The number of people 510 years of age or older has increased by 4,835,703,278,458,516,698,824,704,000 percent. The number of people 515 years of age or older has increased by 9,671,406,556,917,033,397,649,408,000 percent. The number of people 520 years of age or older has increased by 19,342,813,113,834,066,795,298,816,000 percent. The number of people 525 years of age or older has increased by 38,685,626,227,668,133,590,597,632,000 percent. The number of people 530 years of age or older has increased by 77,371,252,455,336,267,181,195,264,000 percent. The number of people 535 years of age or older has increased by 154,742,504,910,672,534,362,390,528,000 percent. The number of people 540 years of age or older has increased by 309,485,009,821,345,068,724,781,056,000 percent. The number of people 545 years of age or older has increased by 618,970,019,642,690,137,449,562,112,000 percent. The number of people 550 years of age or older has increased by 1,237,940,039,285,380,274,899,124,224,000 percent. The number of people 555 years of age or older has increased by 2,475,880,078,570,760,549,798,248,448,000 percent. The number of people 560 years of age or older has increased by 4,951,760,157,141,521,099,596,496,896,000 percent. The number of people 565 years of age or older has increased by 9,903,520,314,283,042,199,193,993,792,000 percent. The number of people 570 years of age or older has increased by 19,807,040,628,566,084,398,387,9

ONCE YOU SEE YOUR GRADEDS POSTED TO THEIR RESPECTIVE GRADING PERIOD, HIT THE FINALIZE BUTTON.

8837/001 - Animation - S1, S2 - T/01

Salas, Ismael Alejandro

SW1 SW2 SW3 SW4 SW5 SW6 Report Card Progress Credit

Filter:

Local ID	Student Name	GL	SCH	SW1	SW2	SW3	EX1	SA1	SW4	SW5	SW6	EX2	SA2	YRA
				▲ □ ▼	▲ □ ▼	▲ □ ▼	▲ □ ▼	▲ □ ▼	▲ □ ▼	▲ □ ▼	▲ □ ▼	▲ □ ▼	▲ □ ▼	▲ □ ▼
All														
Scheduled Students With Ownership														
		11	001	98	96	97	100	97	99	95	93	96	96	97
		11	001	98	98	97	97	98	93	92	97	94	94	96
		12	001	96	96	97	97	96	95	96	84	50	86	91
		12	001	98	98	97	97	98	90	66	95	84	84	91
		12	001	96	89	95	95	94	96	85	77	86	86	90
		12	001	96	91	97	97	95	96	92	82	90	90	93
		11	001	97	91	94	94	94	93	88	83	95	89	92
		11	001	97	93	94	94	95	94	92	92	93	93	94
		11	001	94	92	94	94	93	96	90	86	80	89	91
		12	001	95	93	95	100	95	95	65	97	90	86	91
		12	001	95	50	97	97	83	80	58	71	70	70	77
		11	001	97	86	94	100	93	94	89	99	99	95	94
		11	001	94	92	94	100	94	90	50	86	99	79	87
		12	001	98	96	97	97	97	80	98	96	100	93	95
		10	001	96	88	97	0	80	94	87	77	86	86	83
		11	001	95	95	97	100	96	94	93	91	93	93	95
		12	001	97	91	95	100	95	94	85	82	100	89	92
		11	001	95	89	94	94	93	90	86	82	86	86	90
Dropped Students With Ownership														
None														
Scheduled Students Without Ownership														
None														

Save

Restore

Copy Comments

Calculate Grade

Finalize

Show Values

Return to Search Results

REPORTS

						May 01	May 02	May 03	May 06	May 07	May 17	May 20	May 21	May 22	Ma		
4		12 001	D	S	G	P		95	100	100	100	100	100	95	95	95	
5		12 001	D	S	G	P		77	70	0	70	70	70	95	95	100	90
6		12 001	D	S	G	P	L	82	70	0	70	70	70	100	95	100	100
7		11 001	D	S	G	P		83	100	0	100	80	80	100	100	95	90
8		11 001	D	S	G	P		92	95	90	100	90	95	70	90	100	95
9		11 001	D	S	G	P		86	95	95	95	95	95	80	80	80	80
10		12 001	D	S	G	P		97	100	100	100	100	100	70	100	100	100
11		12 001	D	S	G	P		71	90	0	50	80	70	70	100	95	80
12		11 001	D	S	G	P		99	100	100	100	100	100	100	100	95	100
13		11 001	D	S	G	P		86	75	0	95	80	75	100	100	100	95
14		12 001	D	S	G	P		96	100	100	100	100	100	80	90	95	95
15		10 001	D	S	G	P	L	77	95	95	100	95	95	50	70	70	70
16		11 001	D	S	G	P		91	90	80	95	90	90	70	100	100	95
17		12 001	D	S	G	P		82	70	80	80	70	70	100	90	70	90
18		11 001	D	S	G	P		82	80	0	95	80	80	60	95	100	95
Dropped Students With Ownership																	
None																	
Scheduled Students Without Ownership																	
None																	
Dropped Students Without Ownership																	
None																	

[Save](#)

[Restore](#)

[Return to Search Results](#)

[Assignments](#)

[Notes](#)

[Report](#)

[Attendance](#)

CLIK ON REPORTS TO PRINT OUT PROGRESS REPORTS, CLASS ROSTERS, GRADEBOOK AND OTHER USEFUL REPORTS.

IMPORTANT POINTS

THAT WILL AVOID HEADACHES

- Always hit the save button after you have entered a few grades.
- Never leave your gradebook logged in if not in use.
- Always print a copy of your gradebook at the end of the six weeks.
- Turn in your grades on time.
- Never hit the finalize button until you are sure you are done entering grades.
- Don't assume!!!! Ask your neighbor for help or call someone to help.



QUESTIONS

???